

True Potential Growth + Portfolio

Portfolio Objective

The objective of the True Potential Growth + Portfolio is to provide investors with a way to achieve their investment goals. The Portfolio offers exposure to a select group of investment partners and a range of risk profiles (Defensive to Aggressive), whilst remaining within the Capital Growth risk profile. We review the Portfolio monthly and, if necessary, rebalance to the allocation of styles that we believe offers the best opportunity for growth within the Capital Growth risk profile. The Portfolio aims to produce a higher risk-adjusted outcome at a lower average cost, compared to an equally-weighted model of Capital Growth funds.

Risk Profile: Growth

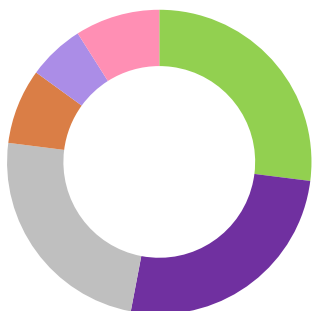
The Growth Investor may be willing to accept high risk and chance of loss in order to achieve higher returns on his or her investment. Significant losses over an extended period may prompt the Growth Investor to shift to a less risky investment.

Ongoing Charge Figure (OCF)*: 0.81%

There are no entry or exit charges.

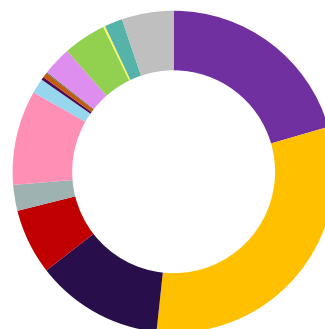
Launch Date: 1st October 2015

Portfolio Diversification



Strategy Allocation

● Adaptive Investment - True Potential UBS Aggressive	27.00%
● Manager of Managers - True Potential SEI Aggressive	26.00%
● Directly Invested - True Potential Close Brothers Balanced	24.00%
● Actively Passive - True Potential 7IM Aggressive	8.00%
● Risk-Based - True Potential Allianz Balanced	6.00%
● Positive Alignment - True Potential Growth-Aligned Aggressive	9.00%



Asset Allocation

● UK Equities	20.5%
● North American Equities	31.2%
● European (ex UK) Equities	12.8%
● Japanese Equities	6.6%
● Asia Pacific (ex JPN) Equities	2.6%
● Emerging Markets Equities	9.5%
● Global Bonds	1.5%
● Global Inflation Linked bonds	0.3%
● Emerging Market Bonds	0.5%
● Global High Yield Bonds	0.1%
● UK Gilts	2.9%
● UK Credit	4.3%
● Property	0.2%
● Commodities	1.8%
● Cash	5.2%

Strategy and Asset Allocation are subject to change at any time without notice, are for information purposes only and should not be construed as investment recommendations.

The True Potential Growth-Aligned Fund may be subject to a Share of Growth fee.

Please refer to the Fund Prospectus and Key Investor Information Document (KIID) for more information.

*OCF payable can fluctuate over time as the underlying investments are variable and can change.

Investment Commentary

The True Potential Growth + Portfolio returned -5.2% over the month of December.

Over the period, equity markets were weak, with global equities falling 6.9%, led by the US with the quarter point rise in interest rates coming at a time when market participants are becoming more nervous around economic growth. Within equity markets, Asia and Emerging Markets relatively showed the best returns, with investors taking advantage of good valuations. Bond markets performed strongly offering genuine diversification with higher quality and government paper faring the best as investors looked to de-risk their overall positioning.

Moving onto the individual fund performance, the True Potential Allianz Balanced Fund relatively performed well with their lower overall risk positioning helping to relatively boost return in falling equity markets.

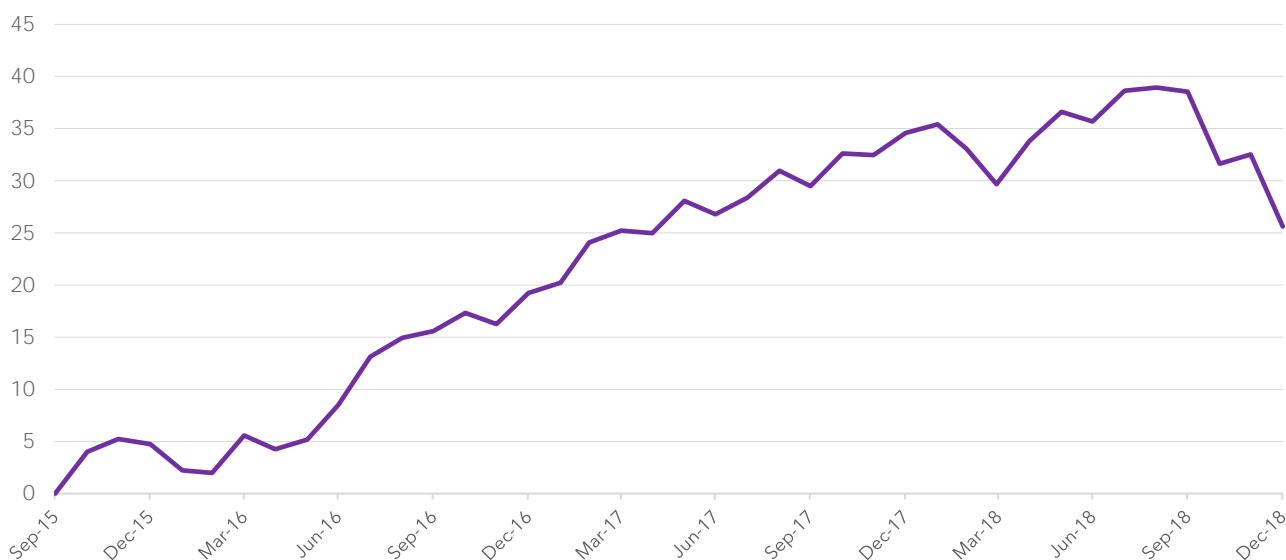
Over the month, no changes have been made to the Portfolio.

The True Potential Growth + Portfolio remains optimised across the factors being risk, expected return and risk-adjusted return.

Performance (As of 31 December 2018)						
	1 Month	3 Month	6 Month	1 Year	3 Year	Since Launch
True Potential Growth + Portfolio	-5.2%	-9.3%	-7.4%	-6.7%	19.9%	25.6%

Annual Percentage Growth			
	Dec 2015 - Dec 2016	Dec 2016 - Dec 2017	Dec 2017 - Dec 2018
True Potential Growth + Portfolio	13.8%	12.9%	-6.7%

Cumulative Performance (%)



Source: True Potential Investments, based on net asset value (as of 31 December 2018).

Performance is calculated on a Total Return basis and is net of Portfolio OCF.



With investing, your capital is at risk. Investments can fluctuate in value and you may get back less than you invest. Past performance is not a guide to future performance. This factsheet is not personal financial advice.

A Fund Prospectus and Key Investor Information Document (KIID) for each of the underlying investments listed above are available from www.tpilp.com/wealth-strategy-fund-range or by email to investmentmanagement@tpilp.com.

Head Office: Gateway West, Newburn Riverside, Newcastle upon Tyne, NE15 8NX

True Potential Investments LLP is authorised and regulated by the Financial Conduct Authority, FRN 527555. www.fca.org.uk
Registered in England and Wales and a Limited Liability Partnership No. OC356027.